

FACT SHEET

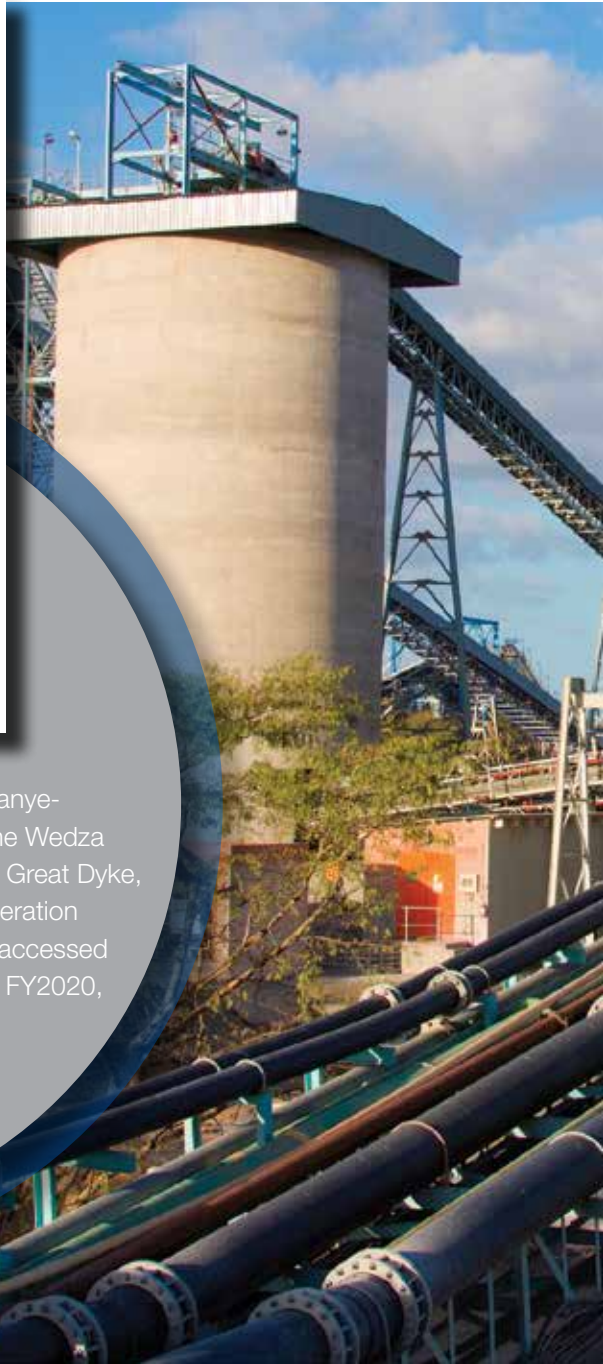
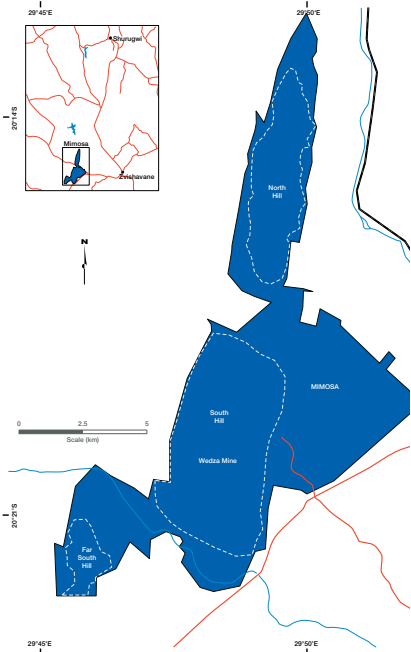
# MIMOSA



RESPECT, CARE  
AND DELIVER |

MIMOSA

## Mimosa locality map



Mimosa is jointly held by Implats and Sibanye-Stillwater. Its operations are located on the Wedza Geological Complex on the Zimbabwean Great Dyke, 150 kilometres east of Bulawayo. The operation comprises a shallow underground mine, accessed by a decline shaft, and a concentrator. In FY2020, Mimosa produced 247 800 ounces 6E in concentrate.

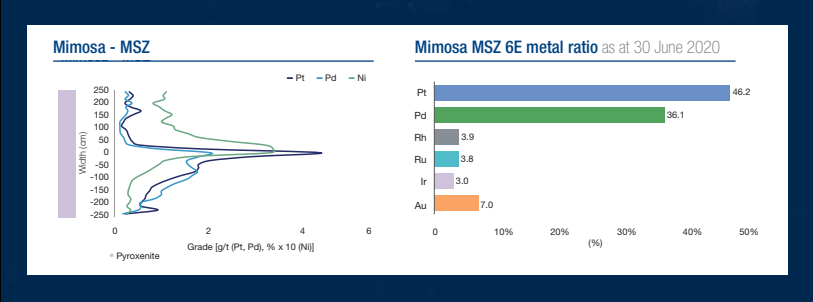
## GEOLOGY

The Great Dyke is a layered complex similar to that of the Bushveld Complex. It extends for 550 kilometres and has a maximum width of 11 kilometres. Within the Great Dyke four geological complexes are known to contain PGM and base metal deposits. These are the Wedza Complex (Mimosa – Sibanye-Stillwater and Implats), the Selukwe Complex (Unki – Anglo Platinum), the Hartley Geological Complex (Hartley and Ngezi Platinum Mines – Zimplats) and the Musengezi Complex. The Hartley Geological complex is the largest of the PGM-bearing complexes, containing 80% of the known PGM resources in Zimbabwe. The stratigraphy is broadly divided between a lower ultramafic and an overlying mafic sequence. The ultramafic sequence hosts the P1 pyroxenite, which in turn hosts the economic PGM-bearing Main Sulphide Zone (MSZ). The MSZ is generally 2 to 3 metres thick. Optimal mineralisation varies and, in contrast to the Bushveld Complex, is often difficult to follow visually.

Mimosa has a well-defined grade profile where peak base metal and PGM values are offset vertically, with palladium dominant at the base, platinum in the centre, and nickel towards the top.

Mineral Resources (inclusive reporting) as at 30 June 2020

	Category	Tonnes (Mt)	Width (cm)	4E Grade (g/t)	6E Grade (g/t)	6E (Moz)
South Hill MSZ	measured	31.8	200	3.75	3.97	4.1
	indicated	12.0	200	3.45	3.67	1.4
	inferred	6.9	200	3.63	3.86	0.9
	inferred (oxides)	4.4	200	3.40	3.62	0.5
	<b>Total</b>	<b>55.0</b>		<b>3.64</b>	<b>3.86</b>	<b>6.8</b>
North Hill MSZ	measured	18.0	200	3.48	3.68	2.1
	indicated	16.3	200	3.62	3.84	2.0
	inferred	1.9	200	3.52	3.73	0.2
	inferred (oxides)	7.6	200	3.54	3.76	0.9
	<b>Total</b>	<b>43.8</b>		<b>3.54</b>	<b>3.76</b>	<b>5.3</b>
Far South Hill MSZ	measured	3.7	200	3.70	3.93	0.5
	indicated	2.0	200	3.87	4.12	0.3
	inferred	0.0	200	3.94	4.19	0.0
	inferred (oxides)	5.9	200	3.43	3.65	0.7
	<b>Total</b>	<b>11.7</b>		<b>3.59</b>	<b>3.82</b>	<b>1.4</b>
<b>Overall total</b>	<b>110.4</b>		<b>3.60</b>	<b>3.82</b>	<b>13.6</b>	
Mineral Reserves as at 30 June 2020						
	Category	Tonnes (Mt)	Width (cm)	4E Grade (g/t)	6E Grade (g/t)	6E (Moz)
South Hill MSZ (Wedza)	proved	8.1	200	3.38	3.61	0.9
	probable	1.5	200	3.19	3.37	0.2
	<b>Total</b>	<b>9.5</b>		<b>3.35</b>	<b>3.57</b>	<b>1.1</b>
South Hill MSZ (Mtshingwe)	proved	10.3	200	3.61	3.89	1.3
	probable	7.8	200	3.36	3.62	0.9
	<b>Total</b>	<b>18.1</b>		<b>3.50</b>	<b>3.77</b>	<b>2.2</b>
<b>Total South Hill Mineral Reserves</b>		<b>27.6</b>		<b>3.45</b>	<b>3.70</b>	<b>3.3</b>



# MINING

Mimosa holds contiguous mining rights over 6 594 hectares on the North Hill, the South Hill, Mtshingwe Block and Far South Hill orebody areas. The orebody is shallow and mining commences at a depth of 150 metres below the surface and extends to a depth of approximately 200 metres. The bord and pillar mining method is employed and stoping widths average around 2 metres. Mining bords advance along the strike.

The mining cycle involves mechanised support drilling and installation, mechanised face drilling, charging and blasting, and mechanised lashing onto a conveyor network to an underground bunker. From the bunker ore is conveyed out to a surface stockpile.



## SUSTAINABLE DEVELOPMENT

Mimosa remains committed to social development initiatives and engages in, develops and builds community relationships. It takes responsibility for economic, social and environmental issues that impact its people, communities and environments and is involved in a number of community projects in the area.

## METALLURGY

Mimosa has a concentrator plant on site where initial processing is done. Concentrate is transported by road to Impala's Mineral Processes facility in South Africa in terms of a life-of-mine offtake agreement with Impala Refining Services (IRS). Discussions continue with the Government of Zimbabwe regarding beneficiation. The implementation of a 15% export levy on unbeneficiated platinum was deferred to end 2022.

## INDIGENISATION

The Government of Zimbabwe has been pursuing greater participation in the mining sector by indigenous Zimbabweans. The company continues to engage with the government with respect to plans in this regard.



## HISTORY

Mimosa was acquired by Zimasco from Union Carbide in 1993. Zimasco piloted platinum mining in Zimbabwe by resuscitating the operation and steadily increasing production to 1 000 tonnes per day achieved in 1998. In July 2001, Implats acquired a 35% stake in Mimosa for R246 million. This stake was increased to 50% with a further acquisition of 15% in August of the following year. Aquarius acquired a 50% stake in Mimosa during the same year. In 2016 Sibanye-Stillwater acquired all the shares that formerly belonged to Aquarius.



## MIMOSA – KEY STATISTICS

MIMOSA – KEY STATISTICS		FY2020	FY2019
<b>Production</b>			
Tonnes milled ex mine	(000t)	2 701	2 814
Headgrade (6E)	(g/t)	3.85	3.83
6E in concentrate	(000oz)	248	122.1
<b>Labour efficiency</b>			
Tons milled per employee costed*	(t/man/annum)	1 170	1 220
<b>Cost</b>			
<b>Mining cost of sales</b>	(Rm)	(3 494)	(3 675)
On-mine operations	(Rm)	(2 168)	(1 996)
Processing operations	(Rm)	(720)	(679)
Other	(Rm)	(606)	(1 000)
<b>Total cost</b>	(Rm)	2 982	2 852
	(US\$m)	190	201
<b>Unit costs</b>			
per tonne milled	(R/t)	1 104	1 014
	(US\$/t)	70	71
per 6E ounce in concentrate	(R/oz)	12 034	10 944
	(US\$/oz)	768	771
<b>Financial ratios</b>			
Gross margin ex mine	(%)	34.8	17.4
<b>Capital expenditure</b>			
	(Rm)	679	693
	(US\$m)	43	49
<b>Safety</b>			
LTIFFR	(pmmhw <sup>+</sup> )	0.50	0.53
FIFR	(pmmhw <sup>+</sup> )	–	0.11
<b>Labour complement</b>			
Own employees	(no)	1 291	1 338
Contractors	(no)	2 231	1 009

+ Per million man hours worked

\* Average working cost employees including contractors



## CONTACT DETAILS

### HEAD OFFICE

2 Fricker Road, Illovo, 2196  
Private Bag X18, Northlands, 2116  
Tel: +27 (11) 731 9000  
E-mail: [investor@implats.co.za](mailto:investor@implats.co.za)  
[www.implats.co.za](http://www.implats.co.za)

### Group Executive: Corporate Affairs

**Johan Theron**

Tel: +27 (11) 731 9013  
E-mail: [johan.theron@implats.co.za](mailto:johan.theron@implats.co.za)

### Executive: Corporate Affairs

**Emma Townshend**

Tel: +27 (21) 794 8345  
E-mail: [emma.townshend@implats.co.za](mailto:emma.townshend@implats.co.za)

### Group Head: Corporate Communications

**Alice Lourens**

Tel: +27 (11) 731 9033  
E-mail: [alice.lourens@implats.co.za](mailto:alice.lourens@implats.co.za)

# MIMOSA