

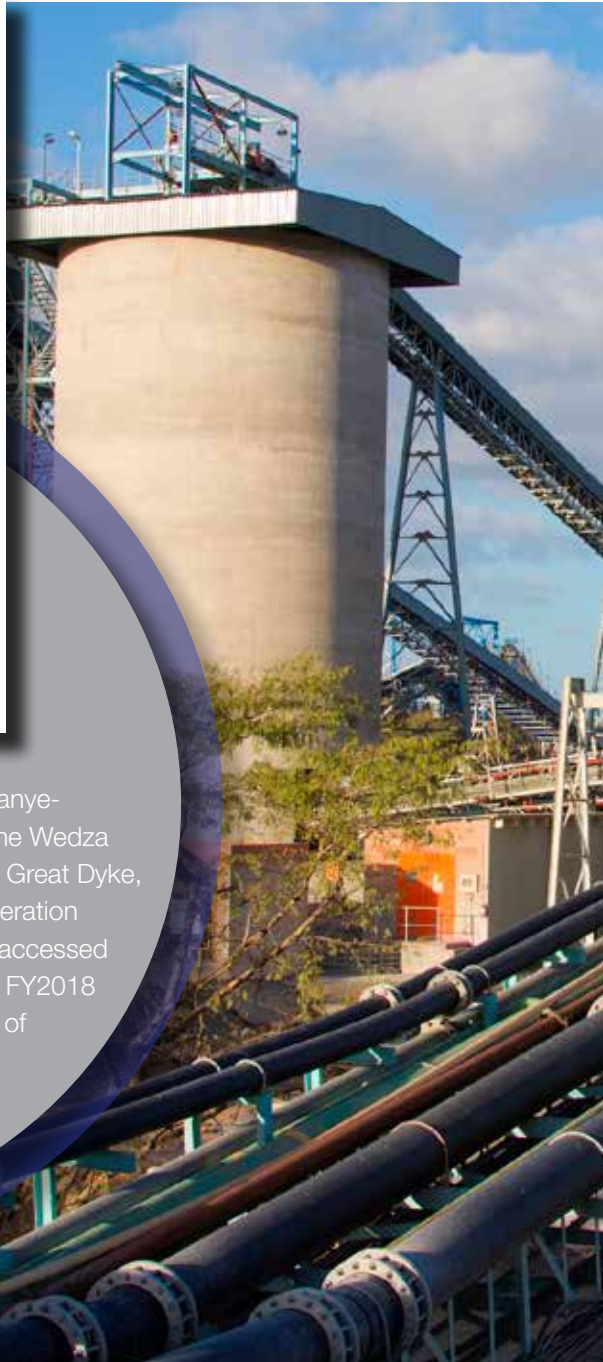
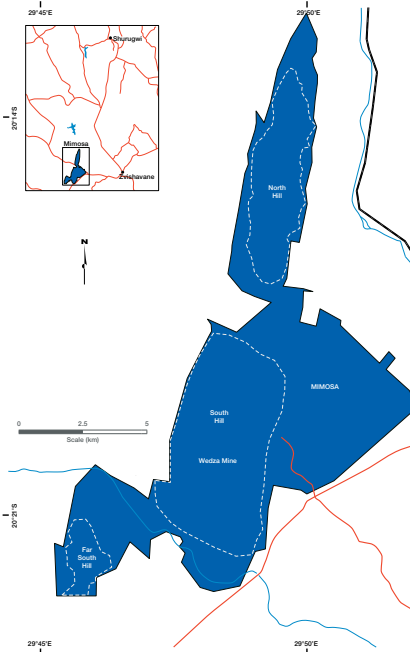
FACT SHEET

MIMOSA



MIMOSA

Mimosa locality map



Mimosa is jointly held by Implats and Sibanye-Stillwater. It's operations are located on the Wedza Geological Complex on the Zimbabwean Great Dyke, 150 kilometres east of Bulawayo. The operation comprises a shallow underground mine, accessed by a decline shaft, and a concentrator. In FY2018 the operation produced 125 000 ounces of platinum in concentrate.

GEOLOGY

The Great Dyke is a layered complex similar to that of the Bushveld Complex. It extends for 550 kilometres and has a maximum width of 11 kilometres. Within the Great Dyke four geological complexes are known to contain PGM and base metal deposits. These are the Wedza Complex (Mimosa – Sibanye-Stillwater and Implats), the Selukwe Complex (Unki – Anglo Platinum), the Hartley Geological Complex (Hartley and Ngezi Platinum Mines – Zimplats) and the Musengezi Complex. The Hartley Geological complex is the largest of the PGM-bearing complexes, containing 80% of the known PGM resources in Zimbabwe. The stratigraphy is broadly divided between a lower ultramafic and an overlying mafic sequence. The ultramafic sequence hosts the P1 pyroxenite, which in turn hosts the economic PGM-bearing Main Sulphide Zone (MSZ). The MSZ is generally 2 to 3 metres thick. Optimal mineralisation varies and, in contrast to the Bushveld Complex, is often difficult to follow visually.

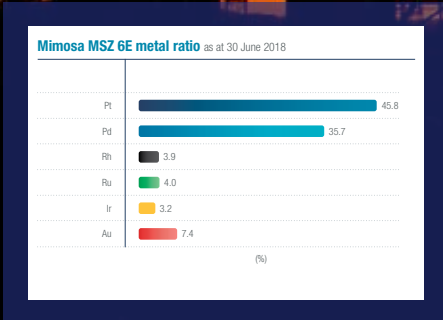
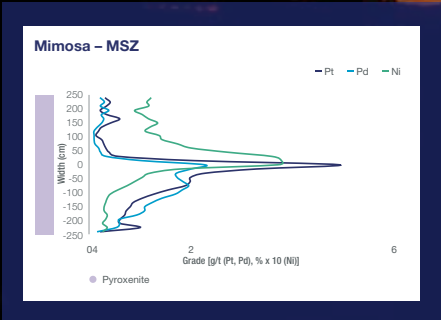
Mimosa has a well-defined grade profile where peak base metal and PGM values are offset vertically, with palladium dominant at the base, platinum in the centre, and nickel towards the top.

Mineral Resources (inclusive reporting) as at 30 June 2018

	Category	Tonnes (Mt)	Width (cm)	4E Grade (g/t)	6E Grade (g/t)	Platinum (Moz)
South Hill MSZ	measured	36.2	200	3.80	4.03	2.2
	indicated	13.1	200	3.50	3.74	0.7
	inferred	11.3	200	3.46	3.69	0.6
	Total	60.5		3.67	3.90	3.50
North Hill MSZ	measured	18.0	200	3.48	3.68	1.0
	indicated	16.3	200	3.62	3.84	0.9
	inferred	9.6	200	3.54	3.58	0.5
	Total	43.8		3.54	3.72	2.5
Far South Hill MSZ	measured	4.3	200	3.70	3.93	0.3
	indicated	1.5	200	3.87	4.12	0.1
	inferred	6.0	200	3.54	3.76	0.3
	Total	11.7		3.64	3.87	0.7
Overall total	116.1		3.62	3.83	6.7	

Mineral Reserves as at 30 June 2018

	Category	Tonnes (Mt)	Width (cm)	4E Grade (g/t)	6E Grade (g/t)	Platinum (Moz)
South Hill MSZ (Wedza)	proved	11.4	200	3.39	3.61	0.6
	probable	1.6	200	3.26	3.49	0.1
	Total	13.0		3.37	3.60	0.7
South Hill MSZ (Mtshingwe)	proved	11.7	200	3.67	3.96	0.7
	probable	9.7	200	3.38	3.66	0.5
	Total	21.4		3.54	3.82	1.2
Total South Hill Mineral Reserves		34.3		3.48	3.74	1.9



MINING

Mimosa holds contiguous mining rights over 6 594 hectares on the North Hill, the South Hill, Mtshingwe Block and Far South Hill orebody areas. The orebody is shallow and mining commences at a depth of 150 metres below the surface and extends to a depth of approximately 200 metres. The bord and pillar mining method is employed and stoping widths average around 2 metres. Mining bords advance along the strike.

The mining cycle involves mechanised support drilling and installation, mechanised face drilling, charging and blasting, and mechanised lashing onto a conveyor network to an underground bunker. From the bunker ore is conveyed out to a surface stockpile.



SUSTAINABLE DEVELOPMENT

Mimosa remains committed to social development initiatives and engages in, develops and builds community relationships. It takes responsibility for economic, social and environmental issues that impact its people, communities and environments and is involved in a number of community projects in the area.

METALLURGY

Mimosa has a concentrator plant on site where initial processing is done. Concentrate is transported by road to Impala Platinum's Mineral Processes in Rustenburg in terms of a life-of-mine offtake agreement with Impala Refining Services (IRS). Discussions continued with the Government of Zimbabwe regarding the studies and options for Mimosa to beneficiate concentrate. Given the current depressed metal price regime, the potential implementation of a 15% beneficiation tax on platinum revenue could render the operation unprofitable.

INDIGENISATION

The Government of Zimbabwe has been pursuing greater participation in the mining sector by indigenous Zimbabweans. The company continues to engage with the government with respect to agreeing plans in this regard.



HISTORY

Mimosa was acquired by Zimasco from Union Carbide in 1993. Zimasco piloted platinum mining in Zimbabwe by resuscitating the operation and steadily increasing production to 1,000 tonnes per day achieved in 1998. In July 2001, Implats acquired a 35% stake in Mimosa for a consideration of R246 million. This stake was increased to 50% with a further acquisition of 15% in August of the following year. Aquarius acquired a 50% stake in Mimosa during the same year. In 2016 Sibanye-Stillwater acquired all the shares that formerly belonged to Aquarius, making them Implats' partner in this joint venture.

MIMOSA – KEY STATISTICS

MIMOSA – KEY STATISTICS		FY2018	FY2017	FY2016	FY2015	FY2014
Production						
Tonnes milled ex mine	('000t)	2 802	2 729	2 641	2 586	2 453
Headgrade (6E)	(g/t)	3.84	3.83	3.88	3.93	3.92
Platinum in concentrate	('000oz)	125.0	121.6	119.7	117.4	110.2
PGM in concentrate	('000oz)	265.6	258.9	253.7	250.1	234.6
Cost						
Mining cost of sales	(Rm)	(3 129)	(3 341)	(3 372)	(2 640)	(2 398)
On-mine operations	(Rm)	(1 705)	(1 784)	(1 764)	(1 375)	(1 425)
Processing operations	(Rm)	(582)	(581)	(632)	(501)	(375)
Other	(Rm)	(842)	(976)	(976)	(764)	(598)
Total cost	(Rm)	2 443	2 506	2 525	2 043	1 958
	(US\$m)	190	184	175	179	189
Unit costs						
per tonne milled	(R/t)	872	918	956	790	798
	(US\$/t)	68	67	66	69	77
per platinum ounce in concentrate	(R/oz)	19 544	20 609	21 094	17 402	17 768
	(US\$/oz)	1 521	1 511	1 463	1 525	1 713
Financial ratios						
Gross margin ex mine	(%)	19.4	5.2	(3.3)	22.9	19.3
Capital expenditure						
	(Rm)	568	445	456	343	349
	(US\$m)	44	33	32	30	34
Safety						
LTIFR	(pmmhw ⁺)	0.22	0.45	1.11	0.26	0.51
FIFR	(pmmhw ⁺)	–	0.114	0.246	–	–
Labour complement						
Own employees	(no)	1 348	1 337	1 357	1 394	1 422
Contractors	(no)	901	–	5	8	128

+ Per million man hours worked



CONTACT DETAILS

HEAD OFFICE

2 Fricker Road, Illovo, 2196
Private Bag X18, Northlands, 2116
Tel: +27 (11) 731 9000
Fax: +27 (11) 731 9254
E-mail: investor@implats.co.za
www.implats.co.za

Group Executive: Corporate Affairs

Johan Theron

Tel: +27 (11) 731 9013
E-mail: johan.theron@implats.co.za

Group Head: Investor Relations and Corporate Communications

Alice Lourens

Tel: +27 (11) 731 9033
E-mail: alice.lourens@implats.co.za

MIMOSA